


FX300 Lead Acid Charger Series

300 Watt Switched Mode

Features:

- High reliability
- Float charge @ 2.25v/cell
- Industry standard footprint
- Thermal protection as standard
- Constant current / voltage charge
- Front panel for 19" rack applications
- Internal ORing diode to prevent battery discharge



233.4x156.3x57.5mm +25mm fan
(Internal fan available for low profile)

Description:

The FX300 float / boost charger series offers 300W of charging power within an industrial standard. Available with either DIN connectors or screw terminal as required. Front panel options are available to specification. Optional features include input auto-select, current share for parallel use, inhibit / enable control, mains powerfail and charger output OK signal.

Specification:

Outputs

FX300-06 : 6.75V / 45A	FX300-36 : 40.5V / 7.5A	FX300-96 : 108V / 2.7A
FX300-12 : 13.5V / 22A	FX300-48 : 54V / 5.5A	FX300-120 : 135V / 2.2A
FX300-24 : 27.6V / 11A	FX300-60 : 67.5V / 4.5A	FX300-240 : 270V / 1.1A

Input

Input range : 90-132Vac / 180-264Vac (90-264Vac auto-select)
 Frequency range : 47-63Hz
 Earth leakage : 2.5mA typical @ 264Vac
 Input VA : 550VA max @240V I/P
 Inrush current : <30A@ peak input volts
 Power Factor : *0.67 typical @ 230Vac
 Input current : 3.2A @ 180Vac
 Hold up time : 18ms from 240V @ full load
 Input fuse: F6.3AHRC 5 x 20mm

Output

Output voltages / currents : see table
 Voltage adjustment : +/- 5%
 Initial setting : 0.5%
 Load regulation : <1%
 Line regulation : <0.5%, 90-132Vac/ 180-264Vac
 Ripple and noise: 0.2%RMS, 1% peak DC - 30MHz
 Transient deviation : 5% for 50% load variation
 Transient time : 2mS
 Over voltage protection : 115 - 125% of V1
 Over current protection : Constant current limit >300W
 Output power : 300 Watts fan cooled
 Temperature coefficient : 0.02%/°C
 Shock and vibration : Meets MIL STD810E

Options

Output / charge OK signal	Low battery disconnect signal
Mains power fail signal	Current share for parallel use
Mains input auto-select	Inhibit / enable control
Front panel to specification	Remote sense
Internal fan available for low profile	
Battery temperature compensation @ 0.2% Vout/°C	
Boost charge @ 2.4V/cell (reduce to float charge@80%)	
Connection via H11 DIN 41612 or 7.5mm screw terminal	

General

Efficiency:
75-80% typical @ 240Vac full load

MTBF:
>100,000 hrs to MIL217E @ 25°C

Environmental

Operating Temperature:
0 - 70°C De-rate at 2.5% /°C above 50°C

Storage Temperature:
-25°C to + 85°C

Operating humidity:
0 to 95% RH non-condensing

Safety & EMC

Isolation, input to earth : 2.5kVdc, >2.5mm
 Isolation, input to output : 4.25KVdc, >6.4mm
 Isolation, output to earth :
 500Vdc (unless commoned)

Units designed to meet: EN60950, UL60950,
 CSA 22.2 No. 950 & 234, EN41003

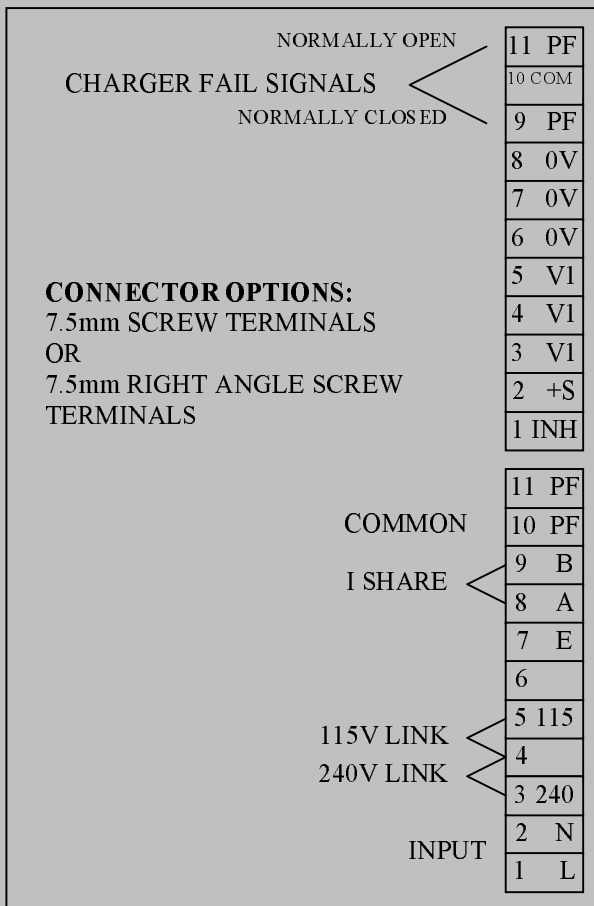
Emissions designed to meet: EN55022-B
 (conducted) EN55022-A (radiated)

Immunity designed to meet: EN61000-4-2 (ESD)
 (IEC801-2) EN61000-4-3 (radiated) (IEC801-3)
 pending EN61000-4-4 (fast transients)
 (IEC801-4) IEC801-5 (surge)

FX300 Series

Mechanical Details and Connections

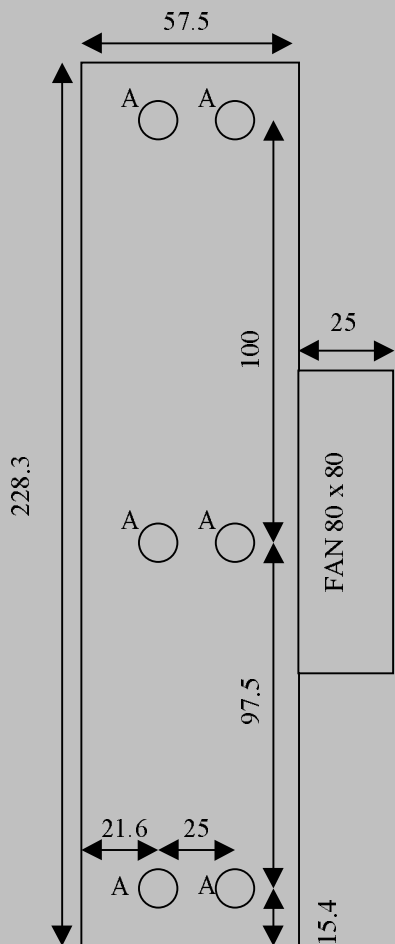
TOP VIEW



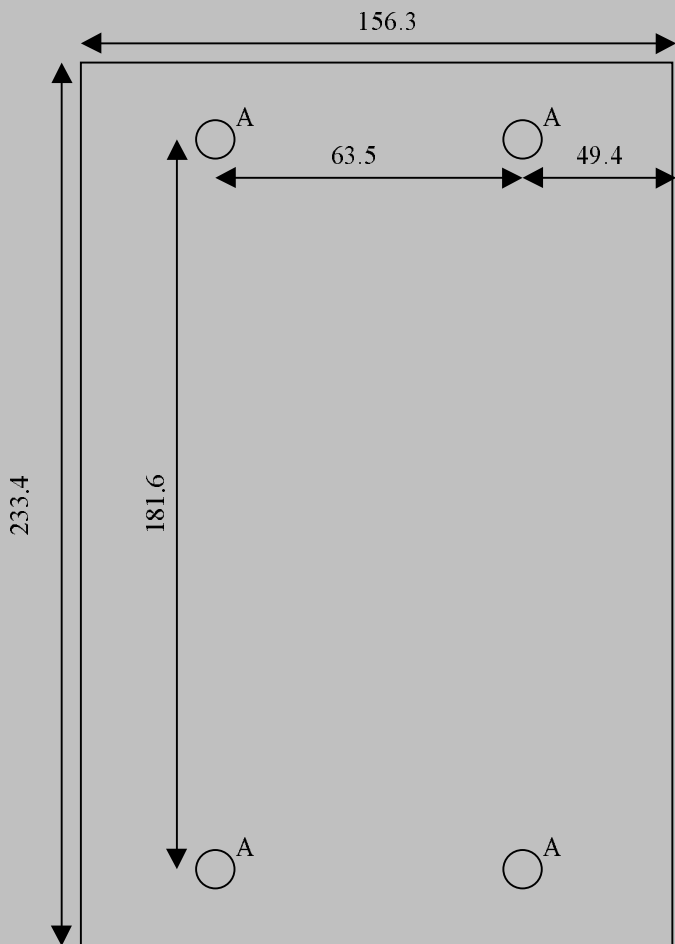
A : M3 CAPTIVE NUT
Maximum Insertion 6mm

Alternative Output
Configurations Available

SIDE VIEW



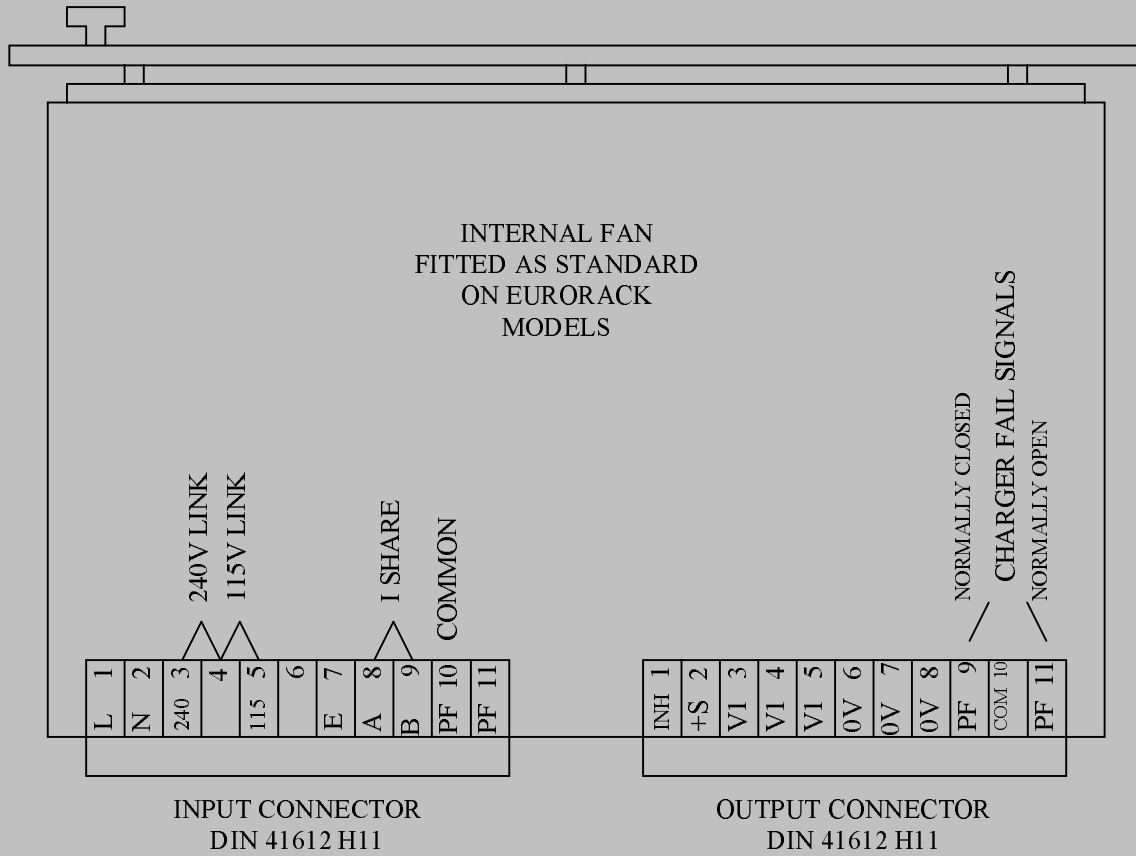
BOTTOM VIEW



FX300 Series

Mechanical Details and Connections

FX300 STANDARD DEPTH (160mm) EURORACK 6U x 12HP (TE)



NOTE: THE POWER SUPPLY IS DESIGNED TO SLIDE IN THE RACK ON THE "PCB".

